

About the Camp Directors



Jeff Westlund (center)

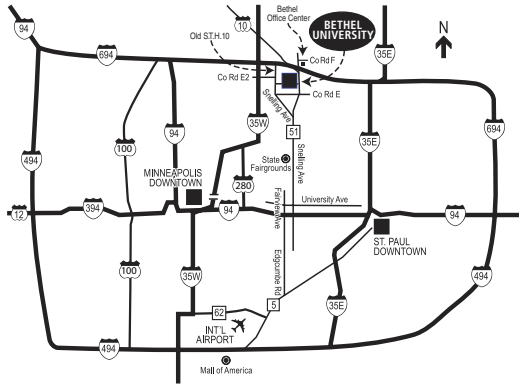
- Head coach of Bethel University men's basketball team
- 23 years of college coaching experience: Division I, II, and III
- 20 years of Bethel basketball camp experience

Dan Perrel (left)

- Eight years of college coaching experience
- Has operated Home Court Advantage one-on-one personalized instructional camps since 1999
- Proven background of camp instructional success in shooting technique, dribbling skills, and one-on-one moves
- 1999 Minnesota Coaches Association section Coach of the Year
- Second year as associate head men's basketball coach at Bethel University

Bob Bjorklund (right)

- Director of athletics at Bethel University
- Former head men's basketball coach at Bethel University for nine years
- Nine years of Bethel basketball camp experience



To Get to Bethel

From the North: Take I-694 east, exit right at Snelling Avenue turnoff, and proceed to campus entrance on the right, one-quarter mile south. (Note: Highway 10 connects with I-694.)


From the West: Take I-35W to County Road E2 exit. Go east to Old Snelling Avenue, turn right, and take first left onto campus; or take I-694 to Snelling Avenue turnoff (see From the North).

From the East: Take I-694 west to Snelling Avenue (Highway 51) exit, turn right, then make immediate left U-turn onto Snelling Avenue. Campus entrance is on the right, one-quarter mile south.

From the South: Take Snelling Avenue north and exit at County Road E. Turn left, proceed to Old Snelling Avenue, and turn right. Campus entrance is on the right.

From Downtown St. Paul: Take I-35E north to I-694 west (see From the East).

From Downtown Minneapolis: Take I-94 east. Exit 280 north to I-35W north. Take I-35W north to County Road E2 exit (see From the West).



Bethel University


BASKETBALL

3900 Bethel Drive • St. Paul, MN 55112

651.638.6395

BETHEL UNIVERSITY

BASKETBALL DAY CAMP



June 9-12, 2008

9-11:30 a.m.

For boys entering
grades 4-9

Bethel Basketball Day Camp Registration

Return this completed registration form with a \$50 deposit to:

Bethel Basketball Day Camp, 3900 Bethel Drive, St. Paul, MN 55112-6999 • Phone 651.638.6395

- I will take advantage of the Early Registration Discount (must be received by April 1). Remainder of the fee (\$50) is due upon arrival at camp.
- I will take advantage of the Family & Friends Discount. Remainder of the fee (\$50) is due upon arrival at camp.
- I will take advantage of both the Early Registration and the Family & Friends Discounts. Remainder of the fee (\$40) is due upon arrival at camp.

Parental Consent

I certify that my child has been examined by a physician and found to be in good health and able to compete in all camp activities without restriction. Furthermore, I authorize the directors of the Bethel Basketball Day Camp to act for me according to their best judgment in an emergency requiring medical attention. I hereby release the Bethel Basketball Day Camp and its employees from all claims resulting from any injury my son may sustain while attending camp.

Camper's Name _____

Phone (_____) _____
Please print

Camper's Address _____

Street _____ City/State/Zip _____

Age _____ Grade Entering in Fall of 2008 _____

T-Shirt Size: (adult sizes) XXL XL L M S _____ Height _____ Weight _____

Parent/Guardian Signature _____

Family & Friends Discount

A special rate of \$100 per player

A discount of \$10 per person is applied if three or more registrations are mailed together. (Please make a photocopy of the registration form.)

Early Registration Discount

All registrations received before April 1, 2008, will be discounted \$10 per player.


About the Camp

The Bethel Basketball Day Camp offers year-round opportunities for local youth to grow and develop through the game of basketball. We believe that significant learning takes place when young people are taught in an environment that provides both challenge and encouragement. Also, an emphasis is placed on the development of a healthy self-image and a positive attitude toward the game of basketball.

Any male student entering grades 4-9 is welcome. Instructional groups will be formed according to age.

About the Camp Fee

The total fee for the basketball camp is \$110. This fee includes instruction, insurance, T-shirt, awards, and use of the Bethel University facilities. A \$50 deposit is required with each registration. This amount is deducted from the total fee and is nonrefundable. Applications will be accepted in the order received until the camp limit of 64 is reached.



About the Facility

The Bethel Basketball Day Camp uses the facilities of Bethel University—a beautiful, wooded campus on the shores of Lake Valentine in Arden Hills, Minn. The campus has an air-conditioned gymnasium with two full-sized basketball courts, a 50,000-square-foot fieldhouse with four full-sized courts, a training room, locker room with shower facilities, weight room, and air-conditioned classrooms.